

REGULAR MEETING  
SEPTEMBER 8, 2014  
9:00 A.M.

The Lafayette County Commission met on the above date and hour for a regular scheduled meeting. The meeting was held in the County Commissioner's Meeting Room in Mayo, Florida. The following members were present: Commissioner Lance Lamb, Dist. 1; Commissioner Gail Garrard, Dist. 2; Commissioner Donnie Hamlin, Dist. 3; Commissioner T. Jack Byrd, Dist. 4; Commissioner Earnest L. Jones, Dist. 5; and Leenette McMillan-Fredriksson, County Attorney.

#### **APPROVE THE MINUTES**

On a motion by Mr. Jones and a second by Mr. Hamlin, the Board voted unanimously to approve the minutes.

#### **PERMIT FEE FOR CAUTION LIGHTS**

On a motion by Mr. Byrd and a second by Mr. Hamlin, the Board voted unanimously to waive the permit fee for the Florida Department of Transportation for improvements to caution lights.

#### **EMS DIRECTOR POSITION**

On a motion by Mrs. Garrard and a second by Mr. Byrd, the Board voted unanimously to re-advertise for the EMS Director position.

#### **ANNUAL SHIP REPORT**

On a motion by Mrs. Garrard and a second by Mr. Jones, the Board voted unanimously to approve the annual SHIP Report.

#### **PART TIME CUSTODIAN AT COMMUNITY CENTER**

On a motion by Mr. Hamlin and a second by Mr. Jones, the Board voted unanimously to hire Helen Bennett as the part time Custodian at the Third District Community Center.

#### **PART TIME COLLECTION SITE ATTENDANT**

On a motion by Mrs. Garrard and a second by Mr. Hamlin, the Board voted unanimously to re-advertise the position of part time Collection Site Attendant.

### **2014-2015 BUDGET ITEMS**

On a motion by Mr. Hamlin and a second by Mr. Jones, the Board voted unanimously to approve \$270,906 for the Tax Collector's 2014-15 budget.

On a motion by Mr. Byrd and a second by Mr. Jones, the Board voted unanimously to approve giving full time county employees a \$500 raise and part time employees a \$250 raise.

### **VALUE ADJUSTMENT BOARD**

On a motion by Mr. Jones and a second by Mr. Byrd, the Board voted unanimously to appoint Mr. Donnie Hamlin and Mr. Lance Lamb as the Commissioners on the Value Adjustment Board.

On a motion by Mr. Hamlin and a second by Mr. Jones, the Board voted unanimously to approve appointing Brandon Hewett as the citizen to the Value Adjustment Board.

On a motion by Mr. Jones and a second by Mr. Byrd, the Board voted unanimously to set the Value Adjustment Board meeting for Monday, September 22, 2014 at 12:00 p.m.

### **PROPOSED YEAR ROUND WATER SHORTAGE ORDINANCE**

On a motion by Mr. Hamlin and a second by Mr. Jones, the Board voted unanimously to advertise the draft of the proposed Year Round Water Shortage Ordinance.

### **MORTGAGE MODIFICATION FOR RIKA STARLING**

On a motion by Mr. Byrd and a second by Mr. Jones, the Board voted unanimously to approve a CDBG Mortgage Modification for Rika Starling.

### **LETTER OF SUPPORT FOR CHAMBER OF COMMERCE**

On a motion by Mr. Hamlin and a second by Mr. Byrd, the Board voted unanimously to approve sending a letter of support for the Chamber of Commerce to the Department of Transportation for the Pioneer Day and Christmas parades to be held.

**DEBORAH LANGFORD REQUEST FOR SICK & ANNUAL LEAVE**

On a motion by Mr. Hamlin and a second by Mr. Jones, the Board voted unanimously to approve a request from Deborah Langford to be paid for her accumulated sick and annual leave.

**APPROVE THE BILLS**

On a motion by Mr. Byrd and a second by Mr. Jones, with the exception of the Byrd's Power Equipment bill, the Board voted unanimously to approve the following bills:

General Fund - \$330,640.38

Courthouse Renovation Reserve Fund - \$23,070.00

Emergency 911 Fund - \$236.99

Industrial Park Fund - \$225.00


On a motion by Mrs. Garrard and a second by Mr. Hamlin, with Mr. Byrd abstaining, the Board voted unanimously to approve the Byrd's Power Equipment bill in the amount of \$4.46.


**ADJOURN**

On a motion by Mr. Jones and a second by Mr. Byrd, the Board voted unanimously to adjourn.

Attest:

  
Ricky Lyons, Clerk



  
Lance Lamb, Chairman

Approved this 22<sup>nd</sup> day of September, 2014.

Annual Report Certification for  
State Housing Initiatives Partnership (SHIP) Program

On Behalf of Lafayette County (Local Government), I hereby certify that the  
annual reporting information submitted electronically to Florida Housing Finance Corporation for fiscal years  
2011/2012, 2012/2013, 2013/2014 (list all three fiscal years) is true  
and accurate.

Name of Staff member responsible for submitting annual report: Matt Pearson

\_\_\_\_\_  
Witness Signature Date

  
Chief Elected Official or Designee Signature Date

\_\_\_\_\_  
Witness Printed Name Date

Lance Lamb, Chairman  
Chief Elected Official or Designee Printed Name Date

\_\_\_\_\_  
Witness Signature Date

\_\_\_\_\_  
Witness Printed Name Date

Or

  
Signature Date



420.9075 (10) Each county or eligible municipality shall submit to the corporation by September 15 of each year a report of its affordable housing programs and accomplishments through June 30 immediately preceding submittal of the report. The report shall be certified as accurate and complete by the **local government's chief elected official or his or her designee.**

October 2012



**Title: SHIP Annual Report**

**Report Status: Unsubmitted**

**Lafayette County FY 2011/2012**

**Form 1**

**SHIP Distribution Summary****Homeownership**

Code	Strategy	Expended Amount	Units	Encumbered Amount	Units	Unencumbered Amount	Units
1	Purchase Assistance with Rehab	\$125,553.78	6				
3	Rehabilitation	\$132,687.65	5				
6	Emergency Repairs	\$33,460.79	5				
4	Demolition Reconstruction	\$24,392.80	1				

Homeownership Totals: \$316,095.02 17

**Rentals**

Code	Strategy	Expended Amount	Units	Encumbered Amount	Units	Unencumbered Amount	Units
------	----------	-----------------	-------	-------------------	-------	---------------------	-------

Rental Totals:

Subtotals: \$316,095.02 17

**Additional Use of Funds**

Use	Expended	Encumbered	Unencumbered
Administrative	\$35,000.00		
Homeownership Counseling			
Admin From Program Income			
Admin From Disaster Funds			

Totals: \$351,095.02 17 \$0.00 \$0.00

**Total Revenue (Actual and/or Anticipated) for Local SHIP Trust Fund**

Source of Funds	Amount
State Annual Distribution	\$350,000.00
Program Income (Interest)	\$1,095.02
Program Income (Payments)	
Recaptured Funds	
Disaster Funds	
Other Funds	
Carryover funds from previous year	\$0.00
<b>Total:</b>	<b>\$351,095.02</b>

\* Carry Forward to Next Year: \$0.00

NOTE: This carry forward amount will only be accurate when all revenue amounts and all expended, encumbered and unencumbered amounts have been added to Form 1

## Form 2

## Rental Unit Information

Description	Eff.	1 Bed	2 Bed	3 Bed	4 Bed
-------------	------	-------	-------	-------	-------

## Recap of Funding Sources for Units Produced ("Leveraging")

Source of Funds Produced through June 30th for Units	Amount of Funds Expended to Date	% of Total Value
SHIP Funds Expended	\$316,095.02	52.81%
Public Moneys Expended	\$ .00	.00%
Private Funds Expended	\$278,948.22	46.60%
Owner Contribution	\$3,545.00	.59%
Total Value of All Units	\$598,588.24	100.00%

## SHIP Program Compliance Summary - Home Ownership/Construction/Rehab

Compliance Category	SHIP Funds	Trust Funds	% of Trust Fund	FL Statute Minimum %
Homeownership	\$316,095.02	\$350,000.00	90.31%	65%
Construction / Rehabilitation	\$316,095.02	\$350,000.00	90.31%	75%

## Program Compliance - Income Set-Asides

Income Category	SHIP Funds Expended	SHIP Funds Encumbered	SHIP Funds Unencumbered	Total of SHIP Funds	Total Available Funds % *
Extremely Low	\$47,162.79			\$47,162.79	13.43%
Very Low	\$111,180.75			\$111,180.75	31.67%
Low	\$82,197.70			\$82,197.70	23.41%
Moderate	\$75,553.78			\$75,553.78	21.52%
<b>Totals:</b>	<b>\$316,095.02</b>	<b>\$ .00</b>	<b>\$ .00</b>	<b>\$316,095.02</b>	<b>90.03%</b>

## Project Funding for Expended Funds Only

Income Category	Total Funds Mortgages, Loans & DPL's	Mortgages, Loans & DPL Unit #s	Total Funds SHIP Grants	SHIP Grant Unit #s	Total SHIP Funds Expended	Total # Units
Extremely Low	\$27,952.00	1	\$7,500.00	1	\$35,452.00	2
Very Low	\$96,930.75	4	\$25,960.79	4	\$122,891.54	8
Low	\$82,197.70	3			\$82,197.70	3
Moderate	\$75,553.78	4			\$75,553.78	4
<b>Totals:</b>	<b>\$282,634.23</b>	<b>12</b>	<b>\$33,460.79</b>	<b>5</b>	<b>\$316,095.02</b>	<b>17</b>

## Form 3

## Number of Households/Units Produced



Strategy	List Unincorporated and Each Municipality	ELI	VLI	Low	Mod	Total
Purchase Assistance with Rehab	Incorporated			1		1
Purchase Assistance with Rehab	Unincorporated		1		4	5
Rehabilitation	Incorporated			1		1
Rehabilitation	Unincorporated	1	2	1		4
Emergency Repairs	Incorporated		2			2
Emergency Repairs	Unincorporated	1	2			3
Demolition Reconstruction	Incorporated					0
Demolition Reconstruction	Unincorporated		1			1
Totals:		2	8	3	4	17

## Characteristics/Age (Head of Household)

Description	List Unincorporated and Each Municipality	0 - 25	26 - 40	41 - 61	62+	Total
Purchase Assistance with Rehab	Incorporated			1		1
Purchase Assistance with Rehab	Unincorporated	1	3	1		5
Rehabilitation	Incorporated				1	1
Rehabilitation	Unincorporated			2	2	4
Emergency Repairs	Incorporated				2	2
Emergency Repairs	Unincorporated			1	2	3
Demolition Reconstruction	Incorporated					0
Demolition Reconstruction	Unincorporated				1	1
Totals:		1	3	5	8	17

## Family Size

Description	List Unincorporated and Each Municipality	1 Person	2-4 People	5+ People	Total
Purchase Assistance with Rehab	Incorporated	1			1
Purchase Assistance with Rehab	Unincorporated	2	2	1	5
Rehabilitation	Incorporated		1		1
Rehabilitation	Unincorporated	1	3		4
Emergency Repairs	Incorporated	1	1		2
Emergency Repairs	Unincorporated	2	1		3

Demolition Reconstruction	Incorporated				0
Demolition Reconstruction	Unincorporated	1			1
Totals:		8	8	1	17

**Race (Head of Household)**

Description	List Unincorporated and Each Municipality	White	Black	Hispanic	Asian	Amer- Indian	Other	Total
Purchase Assistance with Rehab	Incorporated	1						1
Purchase Assistance with Rehab	Unincorporated	3	1	1				5
Rehabilitation	Incorporated	1						1
Rehabilitation	Unincorporated	4						4
Emergency Repairs	Incorporated		2					2
Emergency Repairs	Unincorporated	3						3
Demolition Reconstruction	Incorporated							0
Demolition Reconstruction	Unincorporated	1						1
Totals:		13	3	1				17

**Special Needs (Any Member of Household)**

Description	List Unincorporated and Each Municipality	Farm Worker	Devel. Dis- abled	Home- less	Elderly	Special Needs	Special Needs	Total
Purchase Assistance with Rehab	Incorporated							0
Purchase Assistance with Rehab	Unincorporated							0
Rehabilitation	Incorporated							0
Rehabilitation	Unincorporated							0
Emergency Repairs	Incorporated							0
Emergency Repairs	Unincorporated							0
Demolition Reconstruction	Incorporated							0
Demolition Reconstruction	Unincorporated							0
Totals:								0

**Special Target Groups for Funds Expended (i.e. teachers, nurses, law enforcement, fire fighters, etc.) Set Aside**

Description	Special Target Group	Expended Funds	Total # of Expended Units
-------------	-------------------------	----------------	------------------------------

## Status of Incentive Strategies

Incentive Strategy:

1) Expediting permits

2) A process calling for the county building department to review any change in county ordinance, policy comprehensive plan, building regulation or procedure which may increase the cost of housing, prior to its adoption by the County Commission. County staff will review the proposed action and prepare a written report with recommendations prior to the adoption of the action. The staff's review will consider the date, action being considered, description of the action and potential costs on housing. When considering potential impact on housing, staff shall answer the following questions: 1. Will the action increase the cost of development? 2. Will the action increase time of approval? 3. Does the action increase long-term development costs?

Adopting Ordinance or Resolution Number or identify local policy:

Adopting Resolution 94-R-10 (original), adopted 02/17/94; Amended Resolution 95-R-17 adopted 03/16/95.

Implementation Schedule (Date):

1) From the date of adoption if over 200 permits per year.

2) Implemented on adoption: no activity

Has the plan or strategy been implemented? If no, describe the steps that will be taken to implement the plan:

1) The threshold of 200+ permits a year has not been met to trigger provision of the plan.

2) There were no new ordinances or policy changes which might affect the cost of housing. Thus, the plan was not implemented.

Status of Strategy - (is the strategy functioning as intended, i.e. are the time frames being met, etc.):

1) There is not enough activity to trigger provisions, therefore, no revisions are necessary.

2) No changes are needed at this time.

## Support Services

1) Suwannee River Economic Council, Inc. will provide a housing Counselor (not paid out of SHIP funds) to train persons for the responsibility of home ownership, credit counseling, etc.

2) The wide range of Suwannee River Economic Council, Inc. support services will be available to SHIP recipients including:

Community Services Block Grant (information & referral, emergency services and self sufficiency)

Low Income Home Emergency Assistance Program

United States Department of Agriculture Commodities

Aging Programs

Transportation

Weatherization

Housing Preservation

## Other Accomplishments

N/A

**Availability for Public Inspection and Comments**

Advertised in local newspapers with no comment.
---

**Default and Foreclosure****Mortgage Foreclosures**

A. Very low income households in foreclosure: 0

B. Low income households in foreclosure: 0

C. Moderate households in foreclosure: 0

Loans Life-to-date: 0

**Mortgage Defaults**

A. Very low income households in default: 0

B. Low income households in default: 0

C. Moderate households in default: 0

Loans Life-to-date: 0

**Welfare to Work Programs**

N/A
-----

**Strategies and Production Costs**

Strategy	Average Cost
Purchase Assistance with Rehab	\$20,925.63
Rehabilitation	\$26,537.53
Emergency Repairs	\$6,692.16
Demolition Reconstruction	\$24,392.80

**Expended Funds**

Total Unit Count: 17

Total Expended Amount: \$316,095.00

Strategy	Full Name	Address	City	Zip Code	Expended Funds	Unit Counted
Purchase Assistance with Rehab	Thompson, Robert	295 NW Oakland	Mayo	32066	\$15,553.78	<input type="checkbox"/>
Purchase Assistance with Rehab	Vance, Craig	211 NE Thalia	Mayo	32066	\$20,000.00	<input type="checkbox"/>
Rehabilitation	Robinson, Lavonia	3175 NE CR 354	Mayo	32066	\$33,638.10	<input type="checkbox"/>
Purchase Assistance with Rehab	Driver, Philip	249 NW CR 270	Mayo	32066	\$20,000.00	<input type="checkbox"/>
Purchase Assistance with Rehab	Schultz, Russell	4271 N. CR 53	Mayo	32066	\$20,000.00	<input type="checkbox"/>
Purchase Assistance with Rehab	Moore, Phyllis	233 SW Park Street	Mayo	32066	\$25,000.00	<input type="checkbox"/>

Purchase Assistance with Rehab	Arreguin, Sergio	773 E. US 27	Mayo	32066	\$25,000.00	<input type="checkbox"/>
Rehabilitation	Dees, Richard	537 NW Baltic Rd.	Mayo	32066	\$23,559.60	<input type="checkbox"/>
Rehabilitation	Crews, Eva	327 NW Crews McCray Rd.	Mayo	32066	\$17,628.95	<input type="checkbox"/>
Rehabilitation	Tacket, Laurel	232 CR 480	Branford	32008	\$29,909.00	<input type="checkbox"/>
Emergency Repairs	Griffin, Linda	132 NE Pinewood Ct.	Mayo	32066	\$7,500.00	<input type="checkbox"/>
Rehabilitation	Dees, Ernest	1945 SE CR 480	Mayo	32066	\$27,952.00	<input type="checkbox"/>
Emergency Repairs	Jones, Minnie	233 NW Oakland Rd.	Mayo	32066	\$6,750.00	<input type="checkbox"/>
Demolition Reconstruction	Starling, Rika	6638 SE CR 405	Branford	32008	\$24,392.80	<input type="checkbox"/>
Emergency Repairs	Russel, Valerie	612 SE Dees Rd.	Mayo	32066	\$7,500.00	<input type="checkbox"/>
Emergency Repairs	Coke, Deloris	514 Willow St.	Mayo	32066	\$7,500.00	<input type="checkbox"/>
Emergency Repairs	Sellers, Eugene	422 Oak St.	Mayo	32066	\$4,210.79	<input type="checkbox"/>

#### Administrative Expenditures

N/A

#### Sub Recipients and Consultants

Name	Business Type	Strategy Covered	Responsibility	Amount
------	---------------	------------------	----------------	--------

#### Program Income

Program Income Funds	
Loan Repayment:	
Refinance:	
Foreclosure:	
Sale of Property:	
Interest Earned:	\$1,095.02
Other ():	

Total: \$1,095.02

#### Explanation of Recaptured funds

Description	Amount

Lafayette County 2011 Closeout

**Book 35 Page 383**

Form SHIP AR/2009  
67-37.008(3)(f), F.A.C.  
Effective Date: 11/2009

**Title: SHIP Annual Report**

**Report Status: Unsubmitted**

**Lafayette County FY 2012/2013**

**Form 1**

**SHIP Distribution Summary****Homeownership**

Code	Strategy	Expended Amount	Units	Encumbered Amount	Units	Unencumbered Amount	Units
1	Purchase Assistance with Rehab	\$4,321.14	0				
3	Rehabilitation	\$25,873.00	1				
6	Emergency Repairs	\$2,579.21	0				
4	Demolition Reconstruction	\$3,557.00	0	\$500.00	1		
<b>Homeownership Totals:</b>		<b>\$36,330.35</b>	<b>1</b>	<b>\$500.00</b>	<b>1</b>		

**Rentals**

Code	Strategy	Expended Amount	Units	Encumbered Amount	Units	Unencumbered Amount	Units
------	----------	-----------------	-------	-------------------	-------	---------------------	-------

**Rental Totals:**

**Subtotals:**      **\$36,330.35**      **1**      **\$500.00**      **1**

**Additional Use of Funds**

Use	Expended	Encumbered	Unencumbered
Administrative	\$2,500.00		
Homeownership Counseling			
Admin From Program Income			
Admin From Disaster Funds			

**Totals:**      **\$38,830.35**      **1**      **\$500.00**      **1**      **\$0.00**

**Total Revenue (Actual and/or Anticipated) for Local SHIP Trust Fund**

Source of Funds	Amount
State Annual Distribution	\$25,000.00
Program Income (Interest)	\$230.35
Program Income (Payments)	\$14,100.00
Recaptured Funds	
Disaster Funds	
Other Funds	
Carryover funds from previous year	\$0.00
<b>Total:</b>	<b>\$39,330.35</b>

**\* Carry Forward to Next Year: \$0.00**

NOTE: This carry forward amount will only be accurate when all revenue amounts and all expended, encumbered and unencumbered amounts have been added to Form 1



## Form 2

## Rental Unit Information

Description	Eff.	1 Bed	2 Bed	3 Bed	4 Bed
-------------	------	-------	-------	-------	-------

## Recap of Funding Sources for Units Produced ("Leveraging")

Source of Funds Produced through June 30th for Units	Amount of Funds Expended to Date	% of Total Value
SHIP Funds Expended	\$36,330.35	100.00%
Public Moneys Expended		.00%
Private Funds Expended		.00%
Owner Contribution		.00%
Total Value of All Units	\$36,330.35	100.00%

## SHIP Program Compliance Summary - Home Ownership/Construction/Rehab

Compliance Category	SHIP Funds	Trust Funds	% of Trust Fund	FL Statute Minimum %
Homeownership	\$36,330.35	\$25,000.00	145.32%	65%
Construction / Rehabilitation	\$36,330.35	\$25,000.00	145.32%	75%

## Program Compliance - Income Set-Asides

Income Category	SHIP Funds Expended	SHIP Funds Encumbered	SHIP Funds Unencumbered	Total of SHIP Funds	Total Available Funds % *
Extremely Low	\$28,452.21		\$2,160.57	\$30,612.78	77.84%
Very Low	\$3,557.00	\$500.00	\$2,160.57	\$6,217.57	15.81%
Low	\$4,321.14		-\$4,321.14	\$ .00	.00%
Moderate				\$ .00	.00%
<b>Totals:</b>	\$36,330.35	\$500.00	\$ .00	\$36,830.35	93.64%

## Project Funding for Expended Funds Only

Income Category	Total Funds Mortgages, Loans & DPL's	Mortgages, Loans & DPL Unit #s	Total Funds SHIP Grants	SHIP Grant Unit #s	Total SHIP Funds Expended	Total # Units
Extremely Low			\$28,452.21	1	\$28,452.21	1
Very Low			\$3,557.00	0	\$3,557.00	0
Low			\$4,321.14	0	\$4,321.14	0
Moderate					\$ .00	0
<b>Totals:</b>	\$ .00	0	\$36,330.35	1	\$36,330.35	1

## Form 3

## Number of Households/Units Produced

Strategy	List Unincorporated and Each Municipality	ELI	VLI	Low	Mod	Total
Purchase Assistance with Rehab	Incorporated					0
Purchase Assistance with Rehab	Unincorporated					0
Rehabilitation	Incorporated					0
Rehabilitation	Unincorporated	1				1
Emergency Repairs	Incorporated					0
Emergency Repairs	Unincorporated					0
Demolition Reconstruction	Incorporated					0
Demolition Reconstruction	Unincorporated					0
Totals:		1				1

**Characteristics/Age (Head of Household)**

Description	List Unincorporated and Each Municipality	0 - 25	26 - 40	41 - 61	62+	Total
Purchase Assistance with Rehab	Incorporated					0
Purchase Assistance with Rehab	Unincorporated					0
Rehabilitation	Incorporated					0
Rehabilitation	Unincorporated				1	1
Emergency Repairs	Incorporated					0
Emergency Repairs	Unincorporated					0
Demolition Reconstruction	Incorporated					0
Demolition Reconstruction	Unincorporated					0
Totals:					1	1

**Family Size**

Description	List Unincorporated and Each Municipality	1 Person	2-4 People	5+ People	Total
Purchase Assistance with Rehab	Incorporated				0
Purchase Assistance with Rehab	Unincorporated				0
Rehabilitation	Incorporated				0
Rehabilitation	Unincorporated	1			1
Emergency Repairs	Incorporated				0
Emergency Repairs	Unincorporated				0

Demolition Reconstruction	Incorporated				0
Demolition Reconstruction	Unincorporated				0

Totals: 1 1

**Race (Head of Household)**

Description	List Unincorporated and Each Municipality	White	Black	Hispanic	Asian	Amer- Indian	Other	Total
Purchase Assistance with Rehab	Incorporated							0
Purchase Assistance with Rehab	Unincorporated							0
Rehabilitation	Incorporated							0
Rehabilitation	Unincorporated	1						1
Emergency Repairs	Incorporated							0
Emergency Repairs	Unincorporated							0
Demolition Reconstruction	Incorporated							0
Demolition Reconstruction	Unincorporated							0

Totals: 1 1

**Special Needs (Any Member of Household)**

Description	List Unincorporated and Each Municipality	Farm Worker	Devel. Dis- abled	Home- less	Elderly	Special Needs	Special Needs	Total
Purchase Assistance with Rehab	Incorporated							0
Purchase Assistance with Rehab	Unincorporated							0
Rehabilitation	Incorporated							0
Rehabilitation	Unincorporated							0
Emergency Repairs	Incorporated							0
Emergency Repairs	Unincorporated							0
Demolition Reconstruction	Incorporated							0
Demolition Reconstruction	Unincorporated							0

Totals: 0

**Special Target Groups for Funds Expended (i.e. teachers, nurses, law enforcement, fire fighters, etc.) Set Aside**

Description	Special Target Group	Expended Funds	Total # of Expended Units
-------------	-------------------------	----------------	------------------------------

**Expended Funds****\$36,330.00**

Strategy	Full Name	Address	City	Zip Code	Expended Funds	Unit Counted
Purchase Assistance with Rehab	Jeremy Davis	Split with year 2013-2014	Mayo	32066	\$4,321.14	<input checked="" type="checkbox"/>
Rehabilitation	Darlene Spikes	598 SE Gobbler Rd.	Branford	32008	\$25,873.00	<input type="checkbox"/>
Emergency Repairs	Eugene Sellers	Split with year 2011-2012	Mayo	32066	\$2,579.21	<input checked="" type="checkbox"/>
Demolition Reconstruction	Rika Starling	Split with year 2011-2012	Mayo	32066	\$3,557.00	<input checked="" type="checkbox"/>

Lafayette County 2012 Interim-1

Book 35 Page 389

Form SHIP AR/2009  
67-37.008(3)(f), F.A.C.  
Effective Date: 11/2009

**Title: SHIP Annual Report**  
Lafayette County FY 2013/2014

**Report Status: Unsubmitted**

**Form 1**

**SHIP Distribution Summary****Homeownership**

Code	Strategy	Expended Amount	Units	Encumbered Amount	Units	Unencumbered Amount	Units
1	Purchase Assistance with Rehab	\$165,678.86	7			\$14,506.32	1
3	Rehabilitation					\$80,082.30	3
6	Emergency Repairs	\$15,000.00	2	\$7,500.00	1	\$57,081.79	8
4	Demolition Reconstruction						
<b>Homeownership Totals:</b>		<b>\$180,678.86</b>	<b>9</b>	<b>\$7,500.00</b>	<b>1</b>	<b>\$151,670.41</b>	<b>12</b>

**Rentals**

Code	Strategy	Expended Amount	Units	Encumbered Amount	Units	Unencumbered Amount	Units
<b>Rental Totals:</b>							
<b>Subtotals:</b>		<b>\$180,678.86</b>	<b>9</b>	<b>\$7,500.00</b>	<b>1</b>	<b>\$151,670.41</b>	<b>12</b>

**Additional Use of Funds**

Use	Expended	Encumbered	Unencumbered
Administrative	\$5,525.05		\$4,974.95
Homeownership Counseling			
Admin From Program Income			
Admin From Disaster Funds			

<b>Totals:</b>	<b>\$186,203.91</b>	<b>9</b>	<b>\$7,500.00</b>	<b>1</b>	<b>\$156,645.36</b>	<b>12</b>
----------------	---------------------	----------	-------------------	----------	---------------------	-----------

**Total Revenue (Actual and/or Anticipated) for Local SHIP Trust Fund**

Source of Funds	Amount
State Annual Distribution	\$350,000.00
Program Income (Interest)	\$349.27
Program Income (Payments)	
Recaptured Funds	
Disaster Funds	
Other Funds	
Carryover funds from previous year	\$ .00
<b>Total:</b>	<b>\$350,349.27</b>

\* Carry Forward to Next Year: \$.00

NOTE: This carry forward amount will only be accurate when all revenue amounts and all expended, encumbered and unencumbered amounts have been added to Form 1

## Form 2

## Rental Unit Information

Description	Eff.	1 Bed	2 Bed	3 Bed	4 Bed
-------------	------	-------	-------	-------	-------

## Recap of Funding Sources for Units Produced ("Leveraging")

Source of Funds Produced through June 30th for Units	Amount of Funds Expended to Date	% of Total Value
SHIP Funds Expended	\$180,678.86	30.09%
Public Moneys Expended	\$ .00	.00%
Private Funds Expended	\$413,966.46	68.95%
Owner Contribution	\$5,717.00	.95%
Total Value of All Units	\$600,362.32	100.00%

## SHIP Program Compliance Summary - Home Ownership/Construction/Rehab

Compliance Category	SHIP Funds	Trust Funds	% of Trust Fund	FL Statute Minimum %
Homeownership	\$339,849.27	\$350,000.00	97.10%	65%
Construction / Rehabilitation	\$339,849.27	\$350,000.00	97.10%	75%

## Program Compliance - Income Set-Asides

Income Category	SHIP Funds Expended	SHIP Funds Encumbered	SHIP Funds Unencumbered	Total of SHIP Funds	Total Available Funds % *
Extremely Low		\$7,500.00	\$43,569.19	\$51,069.19	14.58%
Very Low	\$40,000.00		\$43,569.18	\$83,569.18	23.85%
Low	\$120,678.86		\$4,449.74	\$125,128.60	35.72%
Moderate	\$20,000.00		\$60,082.30	\$80,082.30	22.86%
<b>Totals:</b>	<b>\$180,678.86</b>	<b>\$7,500.00</b>	<b>\$151,670.41</b>	<b>\$339,849.27</b>	<b>97.00%</b>

## Project Funding for Expended Funds Only

Income Category	Total Funds Mortgages, Loans & DPL's	Mortgages, Loans & DPL Unit #s	Total Funds SHIP Grants	SHIP Grant Unit #s	Total SHIP Funds Expended	Total # Units
Extremely Low	\$25,000.00	1			\$25,000.00	1
Very Low			\$15,000.00	2	\$15,000.00	2
Low	\$120,678.86	5			\$120,678.86	5
Moderate	\$20,000.00	1			\$20,000.00	1
<b>Totals:</b>	<b>\$165,678.86</b>	<b>7</b>	<b>\$15,000.00</b>	<b>2</b>	<b>\$180,678.86</b>	<b>9</b>

## Form 3

## Number of Households/Units Produced

Strategy	List Unincorporated and Each Municipality	ELI	VLI	Low	Mod	Total
Purchase Assistance with Rehab	Incorporated	1			1	2
Purchase Assistance with Rehab	Unincorporated			5		5
Rehabilitation	Incorporated					0
Rehabilitation	Unincorporated					0
Emergency Repairs	Incorporated					0
Emergency Repairs	Unincorporated		2			2
Demolition Reconstruction	Incorporated					0
Demolition Reconstruction	Unincorporated					0
Totals:		1	2	5	1	9

**Characteristics/Age (Head of Household)**

Description	List Unincorporated and Each Municipality	0 - 25	25 - 40	41 - 61	62+	Total
Purchase Assistance with Rehab	Incorporated	1	1			2
Purchase Assistance with Rehab	Unincorporated	3	2			5
Rehabilitation	Incorporated					0
Rehabilitation	Unincorporated					0
Emergency Repairs	Incorporated					0
Emergency Repairs	Unincorporated		1		1	2
Demolition Reconstruction	Incorporated					0
Demolition Reconstruction	Unincorporated					0
Totals:		4	4		1	9

**Family Size**

Description	List Unincorporated and Each Municipality	1 Person	2-4 People	5+ People	Total
Purchase Assistance with Rehab	Incorporated	1	1		2
Purchase Assistance with Rehab	Unincorporated	3	1	1	5
Rehabilitation	Incorporated				0
Rehabilitation	Unincorporated				0
Emergency Repairs	Incorporated				0
Emergency Repairs	Unincorporated	2			2



Demolition Reconstruction	Incorporated					0
Demolition Reconstruction	Unincorporated					0
<b>Totals:</b>		<b>6</b>	<b>2</b>	<b>1</b>	<b>9</b>	

**Race (Head of Household)**

Description	List Unincorporated and Each Municipality	White	Black	Hispanic	Asian	Amer- Indian	Other	Total
Purchase Assistance with Rehab	Incorporated	2						2
Purchase Assistance with Rehab	Unincorporated	5						5
Rehabilitation	Incorporated							0
Rehabilitation	Unincorporated							0
Emergency Repairs	Incorporated							0
Emergency Repairs	Unincorporated	2						2
Demolition Reconstruction	Incorporated							0
Demolition Reconstruction	Unincorporated							0
<b>Totals:</b>		<b>9</b>						<b>9</b>

**Special Needs (Any Member of Household)**

Description	List Unincorporated and Each Municipality	Farm Worker	Devel. Dis- abled	Home- less	Elderly	Special Needs	Special Needs	Total
Purchase Assistance with Rehab	Incorporated							0
Purchase Assistance with Rehab	Unincorporated							0
Rehabilitation	Incorporated							0
Rehabilitation	Unincorporated							0
Emergency Repairs	Incorporated							0
Emergency Repairs	Unincorporated							0
Demolition Reconstruction	Incorporated							0
Demolition Reconstruction	Unincorporated							0
<b>Totals:</b>								<b>0</b>

**Special Target Groups for Funds Expended (i.e. teachers, nurses, law enforcement, fire fighters, etc.) Set Aside**

Description	Special Target Group	Expended Funds	Total # of Expended Units
-------------	-------------------------	----------------	------------------------------

**Expended Funds****\$180,679.00**

Strategy	Full Name	Address	City	Zip Code	Expended Funds	Unit Counted
Purchase Assistance with Rehab	Jeremy Davis	387 NE Bloxham St.	Mayo	32066	\$20,678.86	<input type="checkbox"/>
Purchase Assistance with Rehab	Crystal Bass	140 NE Pinewood Cr.	Mayo	32066	\$20,000.00	<input type="checkbox"/>
Purchase Assistance with Rehab	Richard James	363 NE Northwood Dr.	Mayo	32066	\$25,000.00	<input type="checkbox"/>
Purchase Assistance with Rehab	William Richman	182 SW Laurel St.	Mayo	32066	\$25,000.00	<input type="checkbox"/>
Emergency Repairs	Annie Hall	2948 SW CR 534	Mayo	32066	\$7,500.00	<input type="checkbox"/>
Emergency Repairs	Carleen Tillman	2159 SE Earl Blvd.	Branford	32008	\$7,500.00	<input type="checkbox"/>
Purchase Assistance with Rehab	Kayla Williams	564 Graceland Rd.	Mayo	32066	\$25,000.00	<input type="checkbox"/>
Purchase Assistance with Rehab	Emily Millay	201 NE CR 361	Mayo	32066	\$25,000.00	<input type="checkbox"/>
Purchase Assistance with Rehab	Kayla Russ	263 NE Weeping Willow Ln.	Mayo	32066	\$25,000.00	<input type="checkbox"/>

Lafayette County 2013 Interim-2

**Form 5**

**Special Needs Breakdown****SHIP Expended and Encumbered for Special Needs Applicants**

Code(s)	Strategies	Expended Amount	Units	Encumbered Amount	Units
1	Purchase Assistance with Rehab	\$25,000.00	1		
3	Rehabilitation				
6	Emergency Repairs			\$7,500.00	1

**Special Needs Category Breakdown by Strategy**

Strategies	Special Needs Category	Expended Amount	Units	Encumbered Amount	Units
(1) Purchase Assistance with Rehab	Receiving Supplemental Security Income	\$25,000.00	1		
(6) Emergency Repairs	Person with Disabling Condition (not DD)			\$7,500.00	1

56

# LAFAYETTE COUNY BUILDING DEPARTMENT REPORT FOR AUGUST 2014

PERMIT	IMPACT FEE	NEW CONSTRUCTION	MOBILE	CAMPER	MISC	SRCHG	TOTAL
2M14-114					75.00	4.00	79.00
2M14-115	300.00	905.00				27.15	1232.15
2M14-116					100.00	4.00	104.00
2M14-117					100.00	4.00	104.00
2M14-118			150.00		150.00	4.50	304.50
2M14-119					391.33	11.74	403.07
2M14-120					150.00	4.50	154.50
2M14-121					60.00	4.00	64.00
2M14-122			150.00		150.00	4.50	304.50
2M14-123	300.00		150.00		150.00	4.50	604.50
2M14-124	300.00			200.00		6.00	506.00
2M14-125					60.00	4.00	64.00
2M14-126	300.00			200.00		6.00	506.00
2M14-127			300.00			4.00	304.00
2M14-128					60.00	4.00	64.00
2M14-129					100.00	4.00	104.00
2M14-130							
2M14-131							
2M14-132							
<b>TOTALS</b>	<b>900.00</b>	<b>905.00</b>	<b>450.00</b>	<b>200.00</b>	<b>1,546.33</b>	<b>100.89</b>	<b>4,902.22</b>
<b>MISC. = ROOF, PLUMBING, ELECTRICAL, AG POLES, HOODS, STORAGE, REMODEL</b>							

**LAFAYETTE COUNTY INDUSTRIAL PARK RENT  
AUGUST 2014**

BUSINESS	JUNE EXTRA PMT	JUNE RENT	JULY EXTRA PMT	JULY RENT	AUG EXTRA PMT	AUG RENT	BALANCE ON ACT
A+ Trailers & Fabrications		\$5,500.00		credit		\$763.33	\$0.00
Agri Metal Supply		\$891.66		\$891.66		\$891.66	\$0.00
Animal Health International		\$535.00		\$545.92		\$545.92	\$0.00
Bell Woodworks*		\$677.67					\$1,355.83
Pearson's Ready Mix**		\$557.09		\$557.29			\$557.29
Perry Precast		\$972.00		\$972.00		\$972.00	\$0.00
Wallace Scrap Metal		\$1,396.73		\$1,396.73		\$1,396.73	\$0.00
Marine Diving Equipment***							\$7,585.00
* Bell Woodworks has not paid for the Month's of July & August 2014							
**Pearson's Ready has not paid for the Month of August 2014							
***Marine Diving Equipment Acct is Closed. No payment has been made since 9/19/12							
ALL RENT SHALL BE DUE IN ADVANCE ON THE 1ST DAY OF EACH MONTH PER LEASE TERMS							

8/29/2014  
Casey Ditter

64

# FORM 8B MEMORANDUM OF VOTING CONFLICT FOR COUNTY, MUNICIPAL, AND OTHER LOCAL PUBLIC OFFICERS

LAST NAME—FIRST NAME—MIDDLE NAME <b>BYRD, T. JACK</b>		NAME OF BOARD, COUNCIL, COMMISSION, AUTHORITY, OR COMMITTEE <b>Lafayette County Board of County Commissioners</b>	
MAILING ADDRESS <b>10305 S.E. County Road 405</b>		THE BOARD, COUNCIL, COMMISSION, AUTHORITY OR COMMITTEE ON WHICH I SERVE IS A UNIT OF:	
CITY <b>Branford</b>	COUNTY <b>Lafayette</b>	<input type="checkbox"/> CITY <input checked="" type="checkbox"/> COUNTY <input type="checkbox"/> OTHER LOCAL AGENCY	
DATE ON WHICH VOTE OCCURRED <b>Sept. 8, 2014</b>		NAME OF POLITICAL SUBDIVISION: <b>Lafayette County, Florida</b>	
		MY POSITION IS: <input checked="" type="checkbox"/> ELECTIVE <input type="checkbox"/> APPOINTIVE	

## WHO MUST FILE FORM 8B

This form is for use by any person serving at the county, city, or other local level of government on an appointed or elected board, council, commission, authority, or committee. It applies equally to members of advisory and non-advisory bodies who are presented with a voting conflict of interest under Section 112.3143, Florida Statutes.

Your responsibilities under the law when faced with voting on a measure in which you have a conflict of interest will vary greatly depending on whether you hold an elective or appointive position. For this reason, please pay close attention to the instructions on this form before completing the reverse side and filing the form.

## INSTRUCTIONS FOR COMPLIANCE WITH SECTION 112.3143, FLORIDA STATUTES

A person holding elective or appointive county, municipal, or other local public office **MUST ABSTAIN** from voting on a measure which inures to his or her special private gain or loss. Each elected or appointed local officer also is prohibited from knowingly voting on a measure which inures to the special gain or loss of a principal (other than a government agency) by whom he or she is retained (including the parent organization or subsidiary of a corporate principal by which he or she is retained); to the special private gain or loss of a relative; or to the special private gain or loss of a business associate. Commissioners of community redevelopment agencies under Sec. 163.356 or 163.357, F.S., and officers of independent special tax districts elected on a one-acre, one-vote basis are not prohibited from voting in that capacity.

For purposes of this law, a "relative" includes only the officer's father, mother, son, daughter, husband, wife, brother, sister, father-in-law, mother-in-law, son-in-law, and daughter-in-law. A "business associate" means any person or entity engaged in or carrying on a business enterprise with the officer as a partner, joint venturer, coowner of property, or corporate shareholder (where the shares of the corporation are not listed on any national or regional stock exchange).

### ELECTED OFFICERS:

In addition to abstaining from voting in the situations described above, you must disclose the conflict:

**PRIOR TO THE VOTE BEING TAKEN** by publicly stating to the assembly the nature of your interest in the measure on which you are abstaining from voting; *and*

**WITHIN 15 DAYS AFTER THE VOTE OCCURS** by completing and filing this form with the person responsible for recording the minutes of the meeting, who should incorporate the form in the minutes.

### APPOINTED OFFICERS:

Although you must abstain from voting in the situations described above, you otherwise may participate in these matters. However, you must disclose the nature of the conflict before making any attempt to influence the decision, whether orally or in writing and whether made by you or at your direction.

**IF YOU INTEND TO MAKE ANY ATTEMPT TO INFLUENCE THE DECISION PRIOR TO THE MEETING AT WHICH THE VOTE WILL BE TAKEN:**

- You must complete and file this form (before making any attempt to influence the decision) with the person responsible for recording the minutes of the meeting, who will incorporate the form in the minutes. (Continued on other side)

**APPOINTED OFFICERS (continued)**

- A copy of the form must be provided immediately to the other members of the agency.
- The form must be read publicly at the next meeting after the form is filed.

IF YOU MAKE NO ATTEMPT TO INFLUENCE THE DECISION EXCEPT BY DISCUSSION AT THE MEETING:

- You must disclose orally the nature of your conflict in the measure before participating.
- You must complete the form and file it within 15 days after the vote occurs with the person responsible for recording the minutes of the meeting, who must incorporate the form in the minutes. A copy of the form must be provided immediately to the other members of the agency, and the form must be read publicly at the next meeting after the form is filed.

**DISCLOSURE OF LOCAL OFFICER'S INTEREST**

I, T. JACK BYRD, hereby disclose that on Sept 8, 20 14.

(a) A measure came or will come before my agency which (check one)

- ☒ inured to my special private gain or loss;
- ☐ inured to the special gain or loss of my business associate, \_\_\_\_\_;
- ☐ inured to the special gain or loss of my relative, \_\_\_\_\_;
- ☐ inured to the special gain or loss of \_\_\_\_\_, by whom I am retained; or
- ☐ inured to the special gain or loss of \_\_\_\_\_, which is the parent organization or subsidiary of a principal which has retained me.

(b) The measure before my agency and the nature of my conflicting interest in the measure is as follows:

*Invoice payable to Bs Starters and Alternators considered and approved to be paid.*

Date Filed

9-8-14

Signature T. Jack Byrd

NOTICE: UNDER PROVISIONS OF FLORIDA STATUTES §112.317, A FAILURE TO MAKE ANY REQUIRED DISCLOSURE CONSTITUTES GROUNDS FOR AND MAY BE PUNISHED BY ONE OR MORE OF THE FOLLOWING: IMPEACHMENT, REMOVAL OR SUSPENSION FROM OFFICE OR EMPLOYMENT, DEMOTION, REDUCTION IN SALARY, REPRIMAND, OR A CIVIL PENALTY NOT TO EXCEED \$10,000.



# BOARD OF COUNTY COMMISSIONERS, LAFAYETTE COUNTY, FL

## LIST OF WARRANTS DRAWN ON THE GENERAL FUND



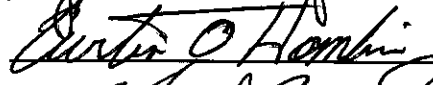
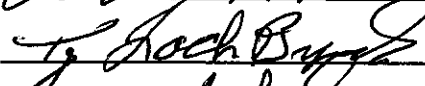
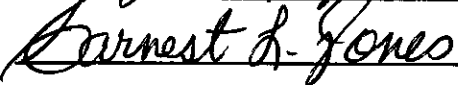
FROM THE LAFAYETTE COUNTY STATE BANK, ON SEPTEMBER 8, 2014.

Book 35 Page 401

TO WHOM ISSUED	WARRANT NO.	AMOUNT
A+ TRAILERS & FAB	52584	\$ 1,748.20
AFLAC	52585	\$ 971.78
BATES HYDRAULICS	52586	\$ 164.65
BYRD'S POWER EQUIPMENT	52587	\$ 4.46
BLUE ROK, INC	52588	\$ 1,810.86
BOUND TREE MEDICAL	52589	\$ 73.14
COTTON STATE LIFE	52590	\$ 66.60
CINDY TYSALL	52591	\$ 22.90
DR BOGDAN MALISZEWSKI	52592	\$ 700.00
DISH NETWORK	52593	\$ 95.05
GORDON FORD TRACTOR	52594	\$ 289.85
GREATAMERICA FINANCIAL SERVICE	52595	\$ 100.29
HAMLIN AUTO SUPPLY	52596	\$ 380.89
INTERSTATE SUPPLY	52597	\$ 301.86
J&J GAS	52598	\$ 40.44
KELLEY'S AUTO SUPPLY	52599	\$ 5.45
MAYO AUTO PARTS	52600	\$ 1,687.61
MAYO FERTILIZER	52601	\$ 213.00
MAYO HARDWARE	52602	\$ 1,002.73
MCCRIMON'S OFFICE SUPPLY	52603	\$ 90.00
MAYO THRIFTWAY	52604	\$ 75.65
MATHESON TRI-GAS INC.	52605	\$ 346.63
NORTH CENTRAL FL REGIONAL PLANNING COUNCIL	52606	\$ 3,250.00
NORTH FLORIDA PHARMACY OF MAYO	52607	\$ 149.15
NEECE TIRE & AUTO SERVICE	52608	\$ 3,828.70
PERSONNEL CONCEPTS	52609	\$ 15.90
PIONEER JANITORIAL SERVICES	52610	\$ 475.00
PUTNAL'S PREMIUM PINE STRAW	52611	\$ 675.00
QUILL CORPORATION	52612	\$ 73.96
SAGE CHECKS & FORMS	52613	\$ 156.53
SOUTH GEORGIA MEDIA GROUP	52614	\$ 688.42
SHANDS @ LIVE OAK	52615	\$ 1,104.50
SONITROL	52616	\$ 235.54
SUWANNEE LUMBER COMPANY	52617	\$ 288.00
SUWANNEE VALLEY ELECTRIC	52618	\$ 27.02
TOWN OF MAYO	52619	\$ 470.01
WINDSTREAM	52620	\$ 562.95
WB HOWLAND COMPANY	52621	\$ 206.00
WR WILLIAMS DIST	52622	\$ 17,469.81
WALLACE SCRAP METAL	52623	\$ 114.90
A3 GRAPHICS	52624	\$ 467.00
AIG/AMERICAN GENERAL	52625	\$ 454.66
BLUE CROSS BLUE SHIELD	52626	\$ 48,637.47
DARABI & ASSOCIATES	52627	\$ 5,188.48
LAFAYETTE COUNTY CLERK OF COURT	52628	\$ 13,340.91

LAFAYETTE COUNTY PROPERTY APPRAISER	52629	\$	20,604.24
LAFAYETTE COUNTY SHERIFF - CORRECTIONS	52630	\$	58,468.00
LAFAYETTE COUNTY SUPERVISOR OF ELECTIONS	52631	\$	14,664.83
LAFAYETTE COUNTY SHERIFF - 911 DISPATCHERS	52632	\$	31,421.00
LAFAYETTE COUNTY SHERIFF - LAW ENFORCEMENT	52633	\$	70,925.00
LAFAYETTE COUNTY TAX COLLECTOR	52634	\$	20,970.00
LIBERTY NATIONAL LIFE INSURANCE	52635	\$	350.22
MAYO POSTMASTER	52636	\$	294.00
MAYO THRIFTWAY	52637	\$	25.01
JEFF SIEGMEISTER - IT	52638	\$	1,706.17
JEFF SIEGMEISTER	52639	\$	627.54
STANDARD INSURANCE COMPANY	52640	\$	1,883.68
STANDARD INSURANCE COMPANY	52641	\$	250.80
STANDARD INSURANCE COMPANY	52642	\$	382.40
TOTAL		\$	330,644.84

THESE INVOICES HAVE BEEN EXAMINED AND APPROVED FOR PAYMENT BY THE LAFAYETTE COUNTY BOARD OF COUNTY COMMISSIONERS ON THIS 8TH DAY OF SEPTEMBER, 2014.

**BOARD OF COUNTY COMMISSIONERS, LAFAYETTE COUNTY, FL**LIST OF WARRANTS DRAWN ON THE COURTHOUSE RENOVATION RESERVE FUND.

FROM THE FIRST FEDERAL SAVINGS BANK, ON SEPTEMBER 8, 2014.

TO WHOM ISSUED	PURPOSE OF EXPENDITURE	ACCOUNT NUMBER	WARRANT NO.	AMOUNT
TOM BARROW COMPANY	PUBLIC WORKS BUILDING	519-630		\$ 600.00
INTERSTATE SUPPLY INC.	PUBLIC WORKS BUILDING	519-630		\$ 22,470.00
TOTAL				\$ 23,070.00

THESE INVOICES HAVE BEEN EXAMINED AND APPROVED FOR PAYMENT BY THE LAFAYETTE COUNTY BOARD OF COUNTY COMMISSIONERS ON THIS 8TH DAY OF SEPTEMBER, 2014.

*Luma Lumb*  
*April F. Gansel*  
*Curtis O. Hamling*  
*Robert B. ...*  
*Darrest J. Jones*

**BOARD OF COUNTY COMMISSIONERS, LAFAYETTE COUNTY, FL**LIST OF WARRANTS DRAWN ON THE EMERGENCY 911 FUND.

FROM THE FIRST FEDERAL BANK, ON SEPTEMBER 8, 2014.

TO WHOM ISSUED	PURPOSE OF EXPENDITURE	ACCOUNT NUMBER	WARRANT NO.	AMOUNT
WINDSTREAM	COMMUNICATIONS	526-410		\$ 236.99
TOTAL				\$ 236.99

THESE INVOICES HAVE BEEN EXAMINED AND APPROVED FOR PAYMENT BY THE LAFAYETTE COUNTY BOARD OF COUNTY COMMISSIONERS ON THIS 8TH DAY OF SEPTEMBER, 2014.

*James Lamb*  
*Opie F. Givens*  
*Curtis O. Hamlin*  
*Jack Byrd*  
*Ernest H. Jones*

**BOARD OF COUNTY COMMISSIONERS, LAFAYETTE COUNTY, FL**LIST OF WARRANTS DRAWN ON THE INDUSTRIAL PARK FUND.

FROM THE LAFAYETTE COUNTY STATE BANK, ON SEPTEMBER 8, 2014.

TO WHOM ISSUED	PURPOSE OF EXPENDITURE	ACCOUNT NUMBER	WARRANT NO.	AMOUNT
REVELL ELECTRIC & AUTO AS	MAINTENANCE	552-460		\$ 225.00
TOTAL				\$ 225.00

THESE INVOICES HAVE BEEN EXAMINED AND APPROVED FOR PAYMENT BY THE LAFAYETTE COUNTY BOARD OF COUNTY COMMISSIONERS ON THIS 8TH DAY OF SEPTEMBER, 2014.

*Lane Land*  
*Paul F. Grayson*  
*Curtis O. Hamilton*  
*Jack B. ...*  
*Earnest H. Jones*